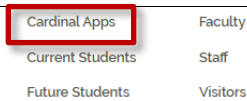


SPSS Access

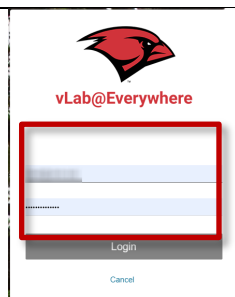
SPSS is accessed through the SPSS Server located in the vLab. The server will host up to 100 users daily, on a first-come, first-served basis. UIW updates the server regularly. *These instructions apply to Mac or PC.*




1. Go to www.uiwtx.edu
2. At the top-left of the page, click **Menu**
3. Choose **Cardinal Apps** from the men



4. When Cardinal Apps opens, click the **vLab Everywhere icon**. The vLab can also be accessed at <https://vlab.uiwtx.edu/>



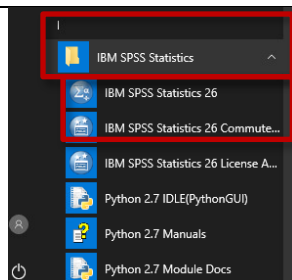
5. Login with your *UIW credentials*



6. A new page opens, click the **vLab link** (*vLab@Everywhere*)



7. When vLab opens, click the **Start button**



8. Scroll down and choose the *IBM SPSS Statistics folder*
9. Choose **IBM SPSS statistics 26** for on-campus use
10. Choose **IBM SPSS statistics 26 commuter license** if you are not on campus.