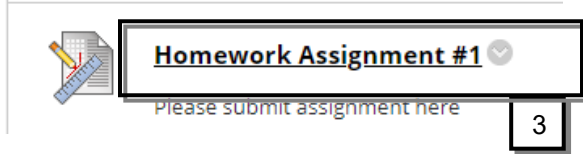


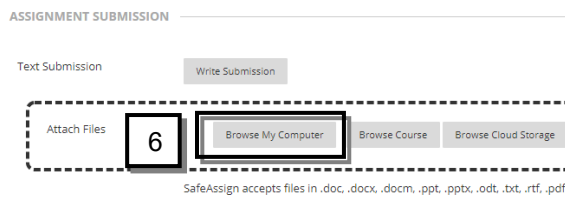
# Assignments and SafeAssign

SafeAssign compares submitted assignments against a set of academic papers to identify areas of overlap between the submitted assignment and existing works. SafeAssign is based on a unique text matching algorithm capable of detecting exact and inexact matching between a paper and source material. Comparisons are made against several different databases.

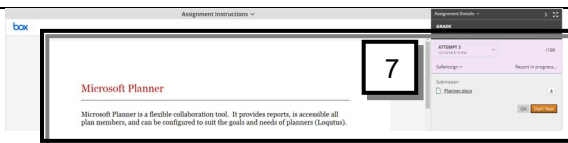
## Open and upload a SafeAssign Assignment



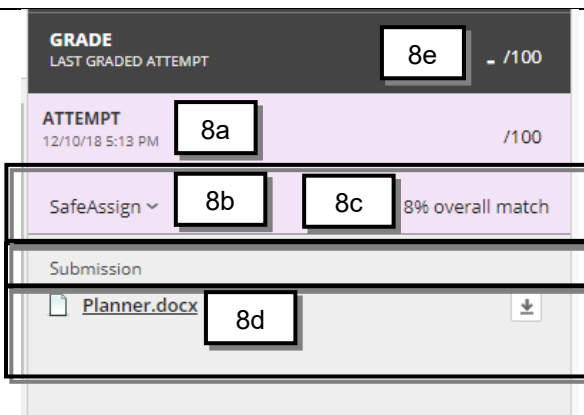
1. Open your course
2. On the **Course Menu**, click the **Module** or **Assignments Content** Area
3. Click **the assignment link** to open the SafeAssign Assignment



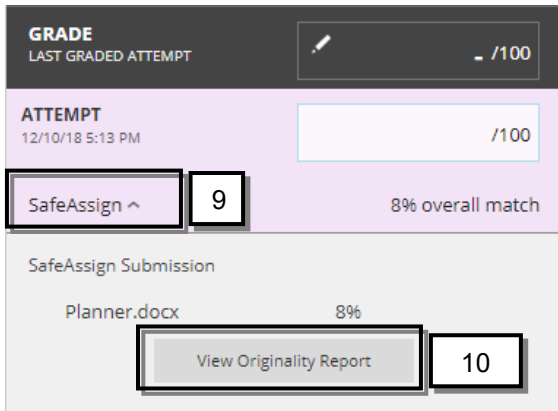
4. Read the instructions and download any documents required to complete the assignment
5. Click **Browse my Computer** to attach the assignment document
6. Click **Submit**



7. When an assignment is successfully submitted, the **submission page** will open



8. Locate the **Attempt** area
  - a. It will show the **ATTEMPT**
  - b. The **SafeAssign** link
  - c. **Match percentage**
  - d. **A link to the document**,
  - e. The **grade** (after the instructor has graded the assignment)



9. Click the **SafeAssign Link**
10. Click **View Originality Report**

## Reading the SafeAssign Originality Reports

SafeAssign originality reports provide detailed information about the matches found between submitted papers and existing sources. The SafeAssign report identifies all matching blocks of text. You should investigate whether the matching text in your report is properly referenced. Detailing each match prevents detection errors due to differences in citing standards. SafeAssign Reports are divided into *three sections*:

- A. **Report Information:** This section lists data about the paper, such as the author, percent of matching text, and when it was submitted. This section also includes options for downloading the report, emailing the report, or viewing a printable version. T
- B. **Suspected Citations:** This section lists the sources that have text that matches the text of the submitted paper. You can select sources, exclude them from the review, and process the paper again. This is useful if a source is a previous work from the same student for the same assignment, or if there is some reason that lengthy sections of a particular source appear in the paper.
- C. **Manuscript Text:** This section shows the submitted paper. All matching blocks of text are identified. Clicking a matching block of text displays information about the original source and the probability that the block or sentence was copied from the source.