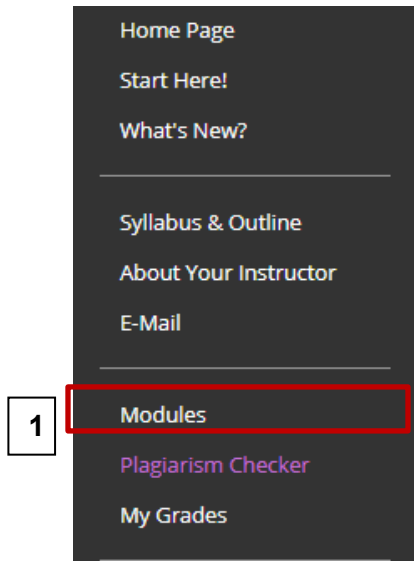
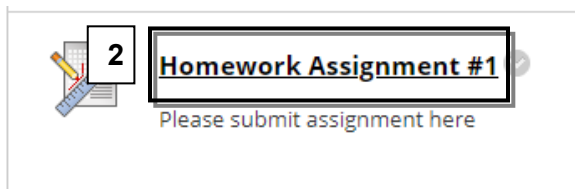


Assignments

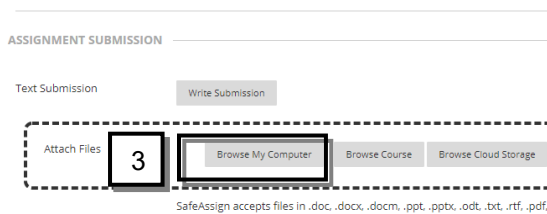
Open and upload an Assignment



1. Open your course. On the **Course Menu**, click the **Module** or **Assignments Content Area**



2. Click on the **Assignment link** to open the assignment you wish to complete.



3. Read the instructions and click **Browse my Computer** to attach your assignment.
4. Click **Submit**